Product Specification

Datasheet



AV-INDOOR X-SMD SERIES

Product Version：V2.0

Date：20240910

Declaration

Welcome to choose the products of Shenzhen Asia Vision Technology Co., Ltd. To better and more quickly understand the products, please read this specification carefully before using our company's products. If this document helps and facilitates your understanding and use of the products, we are very pleased. When compiling this document, we strive for accuracy and reliability. Content may be modified or changed at any time without prior notice. If you encounter any problems during use or have any suggestions, please contact us according to the contact information provided in the document. We will do our best to provide support for the problems you encounter during use.

Content

1. Product Description 3

2. 250mm*250mm Module Specification 3

3. General 500mm*500mm Cabinet Specification 3

4. Module Picture（GOB/SMD） 4

5. Cabinet Dimension Structure 4

6. Cabinet Picture 5

7. Technical Parameter 7

8. Connecting Diagram 8

9. Packing and After-sale Service 8

Indoor X-SMD Series Product.Standard module: 250mm*250mm.

Use a die-cast aluminum cabinet. Support cabinet size:1000mm*500mm/1000mm*250mm/500mm*500mm/500mm*250mm. Good flatness, no splicing,no graininess when close viewing.Using high-performance driver IC, low gray scale,high refresh,good transition, support HDR.

1.1 Application Scope

This technical specification is only applicable to indoor X-SMD series product. Module size:250mm*250mm and its supporting die casting aluminum cabinet:1000mm*500mm/1000mm*250mm/500mm*500mm/500mm*250mm mix.

1.2 Product Features

- Module size: 250mm*250mm;
- Compatible pitch(mm):1.25/1.56/1.95/2.6/2.97/3.91;
- Cabinet size(W*H)mm:1000*500/1000*250/500*500/500*250, Support 90° led screen, cube led screen, SMD/GOB packaging technology;
- Module no plastic housing or wire design, high precision, high stability, beautiful interior, convenient module assembly, high surface flatness of the screen; quick installation and easy maintenance;
- Support double backup of power supply and control system;
- Front and rear installation, front service, saving space and cost, support different sizes of cabinets mixing.

2. 250mm*250mm Module Specification

Item	Specification	Module Picture
Series	X-SMD Series	
Material	No Plastic housing	
Pixel Pitch	1.25mm,1.56mm,1.95mm,2.6mm,2.97mm,3.91mm	
Resolution	200*200,160*160,128*128, 96*96,84*84,64*64(W*H)dot	
Module Size	250*250(W*H)mm	
Module Weight	150g±10g	

3. General 500mm*500mm Cabinet Specification

Item	Specification	Cabinet Picture
Series	X-SMD Series	
Material	Die-casting aluminum	
Pixel Pitch	1.25mm,1.56mm,1.95mm,2.6mm,2.97mm,3.91mm	
Resolution	400*400,320*320,256*256,192*192,168*168,128*128(W*H)dot	
Cabinet Size	500*500*51(W*H*D)mm	
Cabinet Weight	6.4Kg	

odule Picture（GOB/SMD）



5. Cabinet Dimension Structure

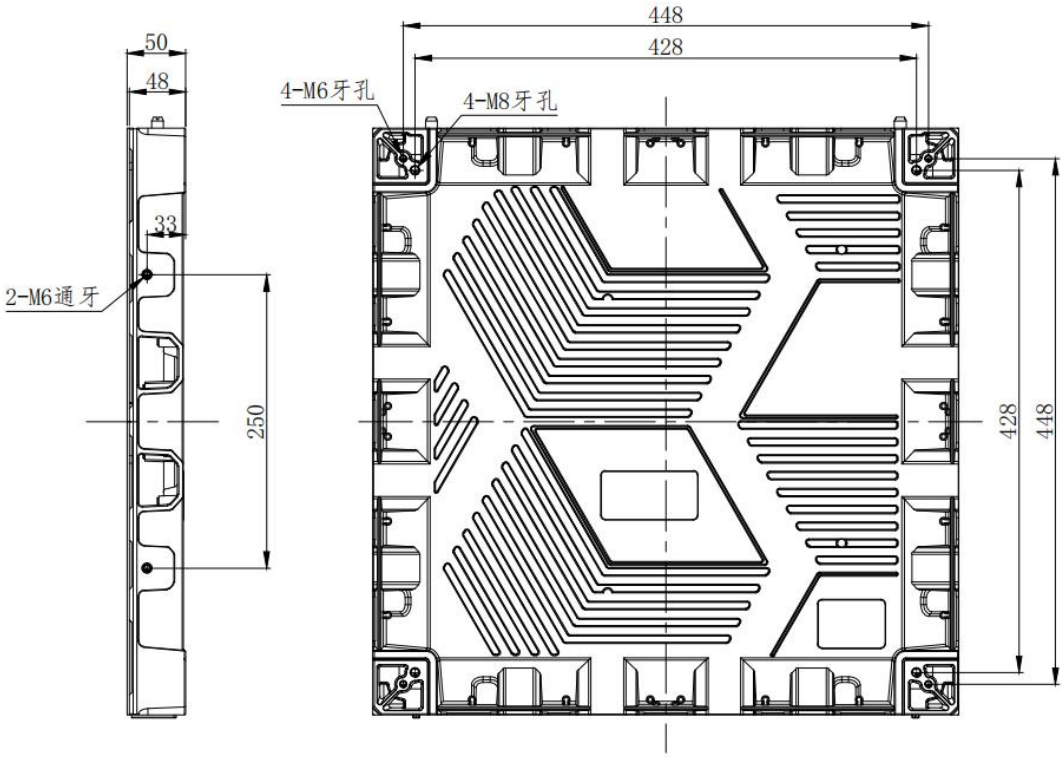

abinet Picture



Front View



Back View



Front View



Back View



Multi sizes mixed

90° led screen



Hardwired Wiring Diagram



Hardwired Wiring Diagram (with Module)

echnical Parameter

Item	Specification	X1.25	X1.56	X1.95	X2.60	X2.97	X3.91
Module Parameter	**Pixel Pitch (mm)**	1.25	1.56	1.95	2.6	2.97	3.91
	Pixel Structure	SMD 1R1G1B, GOB Selectable					
	Pixel Density(dot//m²)	640,000	409,600	262,144	147,456	112,896	65,536
	Module Size(W*H)(mm)	250*250	250*250	250*250	250*250	250*250	250*250
	Backshell Material	No Backshell					
	Module Resolution(W*H)(dot)	128*128	160*160	128*128	96*96	84*84	64*64
	Maximum Current(A）	7	7	7	7	7	7
	Supply Voltage(V)	5	5	5	5	5	5
	Scanning Method	1/50	1/40	1/32	1/32	1/28	1/16
	Refresh Frequency(Hz)	≥3840					
	Illumination(cd//m²)	600~700					
	Driver IC	Constant Current Drive					
	Contrast Ratio	≥8000:1					
Cabinet Parameter	**Cabinet Size(W*H*D)**	500*250*51 / 500*500*51 / 1000*250*51 / 1000*500*51					
	Cabinet Material	Die Casting Aluminum					
	Cabinet Weight(kg)	4.3/6.4/8.9/11.5					
	Enclosure Connection Method	Screw Fixing					
	Installation/Maintenance Methods	Front and Rear Installation/Front Maintenance					
	Color Temperature /Luminance Uniformity	3200-9300K；≥98%					
	Chromatic Uniformity	±0.003Cx,Cy					
	Horizontal/Vertical View	≥140°/≥120°					
	Single-point Color Correction	Available					
	Single Point Brightness Correction	Available					
	Standard Receiver Card	A5S-PLUS					
	Frame Rate(Hz)	50/60					
	Protection Level	IP30					
	Signal Interface Mode	RJ45					
	Power Interface Method	Three Pole Flat Connector					
	Input Voltage Range AC(V)	100-240					
	Peak Power Consumption(W/m²)	≤620					
	Average Power Consumption(W//m²)	≤310					
	Working Temperature and Humidity Range	-20℃～+50℃,10%～95%RH					
	Storage Temperature and Humidity Range	-40～+70℃,10%～95%RH					
	Service Life(H)	≥100000					
	Mean Time Between Failure(H)	≥10000					

ptical Feature

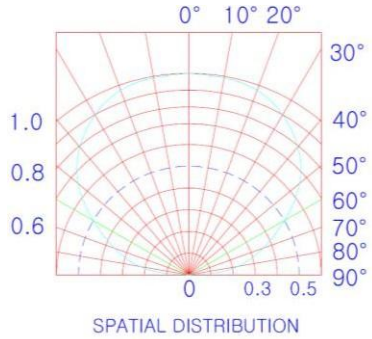

Luminous Diagram

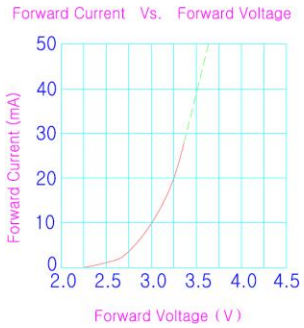

Voltage-current Curve of Lamp

8. Connecting Diagram

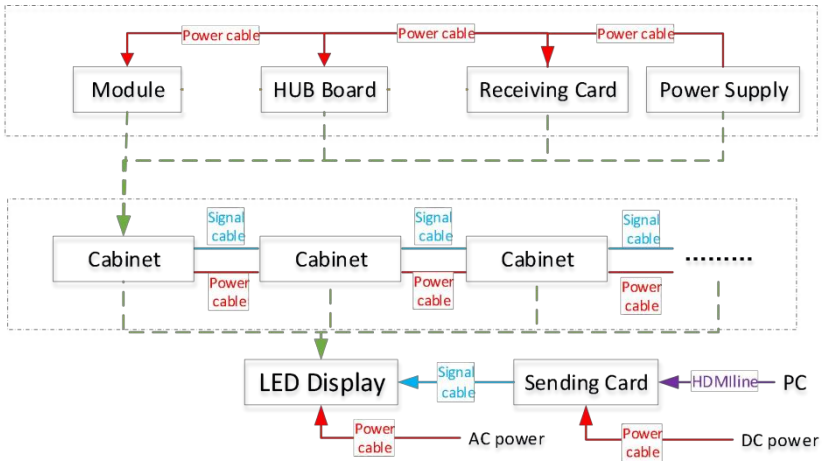

9. Packing and After-sale Service

9.1 Packing

Plywood case/Honeycomb carton/Flight case option



10.2 After-sale Service

If need any help during using display, please for free to contact your salesman.