# Product Specification

# Datasheet



## AV-INDOOR X-COB SERIES

Product Version：V2.0

Date：20250510

## Declaration

Welcome to choose the products of Shenzhen Asia Vision Technology Co., Ltd. To better and more quickly understand the products, please read this specification carefully before using our company's products. If this document helps and facilitates your understanding and use of the products, we are very pleased. When compiling this document, we strive for accuracy and reliability. Content may be modified or changed at any time without prior notice. If you encounter any problems during use or have any suggestions, please contact us according to the contact information provided in the document. We will do our best to provide support for the problems you encounter during use.

### Content


1. Product Description ..... 3

2. 250mm*250mm Module Specification ..... 3

3. General 500mm*500mm Cabinet Specification ..... 4

4. Module Picture（COB） ..... 4

5. Cabinet Dimension Structure ..... 4

6. Cabinet Picture ..... 5

7. Technical Parameter ..... 7

9. Connecting Diagram ..... 9

10. Packing and After-sale Service ..... 9

## oduct Description

Indoor X-COB Series Product.

Standard module:250mm*250mm,Use a die-cast aluminum cabinet Support cabinet size: 1000mm*500mm/1000mm*250mm/500mm*500mm/500mm*250mm/ 250mm*500mm.Module adopts COB packaging technology, which effectively im proves the reliability of LED display,luminous color,protective performance,surfa ce light,delicate and soft display,and better visual effect.

### 1.1 Application Scope

This technical specification is only applicable to indoor X-COB series product.Module size:250mm*250mm and its supporting die casting aluminum cabinet:1000mm*500mm/1000mm*250mm/500mm*500mm/500mm*250mm/ 250mm*500mm mix.

### 1.2 Product Features

- Module size:250mm*250mm, compatible pitch:1.25/1.56/1.95mm,,matching COB technology, effectively improve the small pitch display products waterproof,dust-proof,anti-touch,anti-bump,to meeting the needs of different fixed display;
- Cabinet size:1000mm*500mm/1000mm*250mm/500mm*500mm/500mm* 250mm,Support 90° led screen,cube led screen;
- Module no plastic housing,wire design,high precision,high stability, beautiful interior,convenient module assembly,high surface flatness of the screen,quick installation and easy maintenance;
- Support double backup of power supply and control system;
- Front and rear installation,front service,saving space and cost,supports different sizes of cabinets mixed.

## 2. 250mm*250mm Module Specification

| Item | Specification | Module Picture |
|---|---|---|
| Series | X-COB Series |  |
| Material | No Plastic housing | |
| Pixel Pitch | 1.25mm,1.56mm,1.95mm | |
| Resolution | 200*200,160*160,128*128(W*H)dot | |
| Module Size | 250*250(W*H)mm | |
| Module Weight | 150g±10g | |

## eneral 500mm*500mm Cabinet Specific

| Item | Specification | Cabinet Picture |
|---|---|---|
| Series | X-COB Series |  |
| Material | Die-casting aluminum | |
| Pixel Pitch | 1.25mm,1.56mm,1.95mm | |
| Resolution | 400*400,320*320,256*256(W*H)dot | |
| Cabinet Size | 500*500*50(W*H*D)mm | |
| Cabinet Weight | 6.4Kg | |

## 4. Module Picture（COB）



Front View



Back View

## 5. Cabinet Dimension Structure

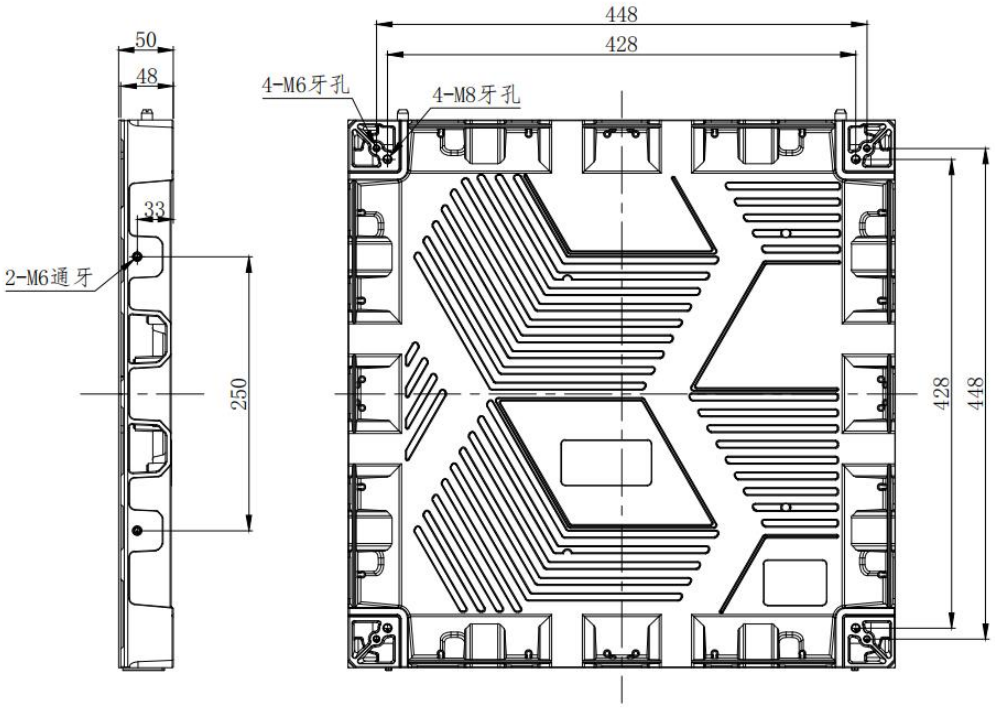

## abinet Picture



Front View



Back View



Front View



Back View



Multi sizes mixed

90° led screen



Hardwired Wiring Diagram

## echnical Parameter

| Item | Specification | X1.25 | X1.56 | X1.95 |
|---|---|---|---|---|
| Module Parameter | **Pixel Pitch (mm)** | 1.25 | 1.56 | 1.95 |
| | **Pixel Structure** | COB 1R1G1B Flip Chip Process | | |
| | **Pixel Density(dot//m²)** | 640,000 | 409,600 | 262,144 |
| | **Module Size(W*H)(mm)** | 250*250 | 250*250 | 250*250 |
| | **Backshell Material** | No Backshell | | |
| | **Module Resolution(W*H)(dot)** | 200*200 | 160*160 | 128*128 |
| | **Maximum Current(A）** | 5 | 5 | 5 |
| | **Supply Voltage(V)** | 4.2 | 4.2 | 4.2 |
| | **Scanning Method** | 1/50 | 1/40 | 1/16 |
| | **Refresh Frequency(Hz)** | ≥3840 | ≥3840 | ≥7680 |
| | **Illumination(cd//m²)** | 500~600 | 500~600 | 1500~1800 |
| | **Driver IC** | Constant Current Drive | | |
| | **Contrast Ratio** | ≥10000:1 | ≥10000:1 | ≥10000:1 |
| Cabinet Parameter | **Cabinet Size(W*H*D)(mm)** | 500*500*50 (Supports mixed-size splicing)<br>1000*250*50 / 1000*500*50/500*250*50/250*500*50 | | |
| | **Cabinet Material** | Die Casting Aluminum | | |
| | **Cabinet Weight(kg)** | 6.4/8.9/11.5/4.3 | | |
| | **Enclosure Connection Method** | Screw Fixing | | |
| | **Installation/Maintenance Methods** | Front and Rear Installation/Front Maintenance | | |
| | **Color Temperature /Luminance Uniformity** | 3200-9300K；≥98% | | |
| | **Chromatic Uniformity** | ±0.003Cx,Cy | | |
| | **Horizontal/Vertical View** | ≥170° | | |
| | **Single-point Color Correction** | Yes | | |
| | **Single Point Brightness Correction** | Yes | | |
| | **Standard Receiver Card** | JichuangTX40-PRO | | |
| | **Frame Rate(Hz)** | 50/60 | | |
| | **Protection Level** | IP30 | | |
| | **Signal Interface Mode** | HDMI | | |
| | **Power Interface Method** | Three Pole Flat Connector | | |
| | **Input Voltage Range AC(V)** | 100-240 | | |
| | **Peak Power Consumption(W/m²)** | ≤350 | ≤350 | ≤440 |
| | **Average Power Consumption(W//m²)** | ≤170 | ≤170 | ≤220 |
| | **Working Temperature and Humidity Range** | -20℃～+50℃,10%～95%RH | | |
| | **Storage Temperature and Humidity Range** | -40～+70℃,10%～95%RH | | |
| | **Service Life(H)** | ≥100000 | | |
| | **Mean Time Between Failure(H)** | ≥10000 | | |

**ptical Feature**

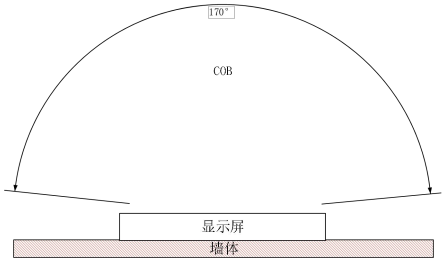


Luminous Diagram

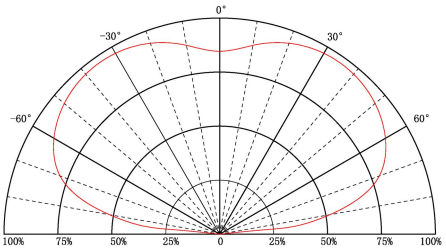


Voltage-current Curve of Lamp

## 8.2 Package Comparison

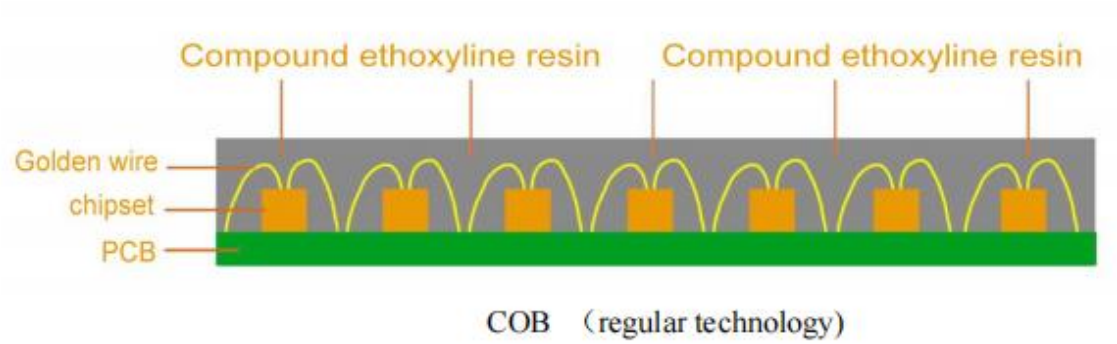


COB （regular technology）

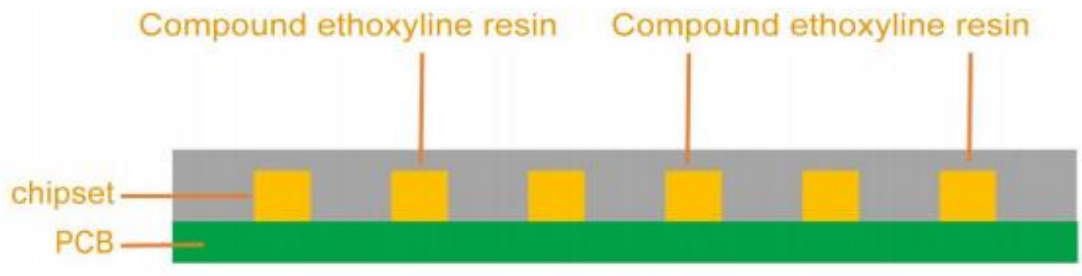


Flip Chip COB

## onnecting Diagram

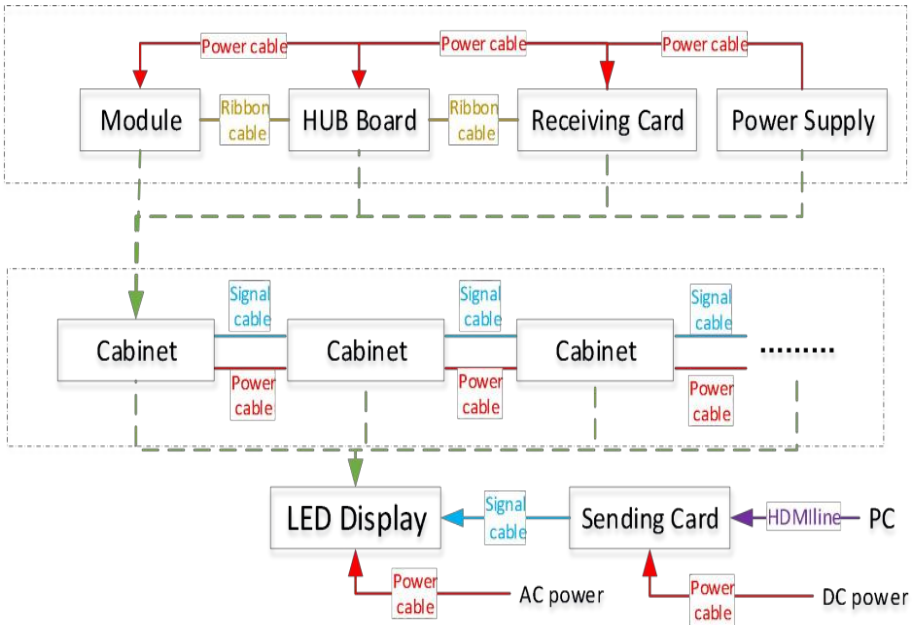


# 10. Packing and After-sale Service

## 10.1 Packing

Plywood case/Honeycomb carton/Flight case option



## 10.2 After-sale Service

If need any help during using display, please for free to contact your salesman.