Product Specification

Datasheet



AV- R-PRO SERIES

Product Version：V2.1

Date：20240910

Declaration

Welcome to choose the products of Shenzhen Asia Vision Technology Co., Ltd. To better and more quickly understand the products, please read this specification carefully before using our company's products. If this document helps and facilitates your understanding and use of the products, we are very pleased. When compiling this document, we strive for accuracy and reliability. Content may be modified or changed at any time without prior notice. If you encounter any problems during use or have any suggestions, please contact us according to the contact information provided in the document. We will do our best to provide support for the problems you encounter during use.

Content

1. Product Description 3

2. Module Specification 3

3. Cabinet Specification 3

4. Module pictures 4

5. Cabinet Dimension Structure 4

6. Cabinet Picture 5

7. Technical Parameter 6

8. Connecting Diagram 7

9. Packing and After-sale Service 7

oduct Description

This product is Indoor fixed installation R-PRO series.

Using 320mm*160mm module,640mm*480mm die-cast aluminum cabinet.Good flatness of cabinet splicing, great display performance at a short distance viewing. Adopt high performance driving IC, high refresh rate at low gray scale, high contrast ratio and great low gray scale shifting. Support HDR.

1.1 Application Scope

This technical date is only applicable to R-PRO series 320mm*160mm modules and supporting die-cast aluminum cabinets.

1.2 Product Features

- Can be paired with GOB/SMD technologies to meet different fixed display needs. Compatible pitch:1.25/1.53/1.86/2/2.5.
- 320mm*160mm module with no plastic housing,using hard connection technology and matched with 640mm*480mm die-cast aluminum cabinet.
- The interior of the cabinet is sample,the module assembly is easy,the screen is highly flat,and the installation is quick and easy to maintain.
- Supports front and back installation,equipped with high-precision connectors;supports dual backup of card and power supply.
- Supports right angle splicing.

2. 320mm*160mm Module Specification

Item	Specification	Module Picture
Model No.	R-PRO series	
Material	No Backshell	
Pixel Pitch	1.25mm, 1.53mm, 1.86mm, 2mm, 2.5mm	
Resolution	256*128，208*104，172*86，160*80，128*64 (W*H)dot	
Module Size	320*160（W*H）mm	

3. 640mm*480mm Cabinet Specification

Item	Specification	Module Picture
Model No.	R-PRO series	
Material	Die Casting Aluminum	
Pixel Pitch	1.25mm, 1.53mm, 1.86mm, 2mm, 2.5mm	
Resolution	512*384，416*312，344*258，320*240，256*192 (W*H)dot	
Module Size	640*480*46（W*H*D）mm	

odule Pictures





5.Cabinet Dimension Structure

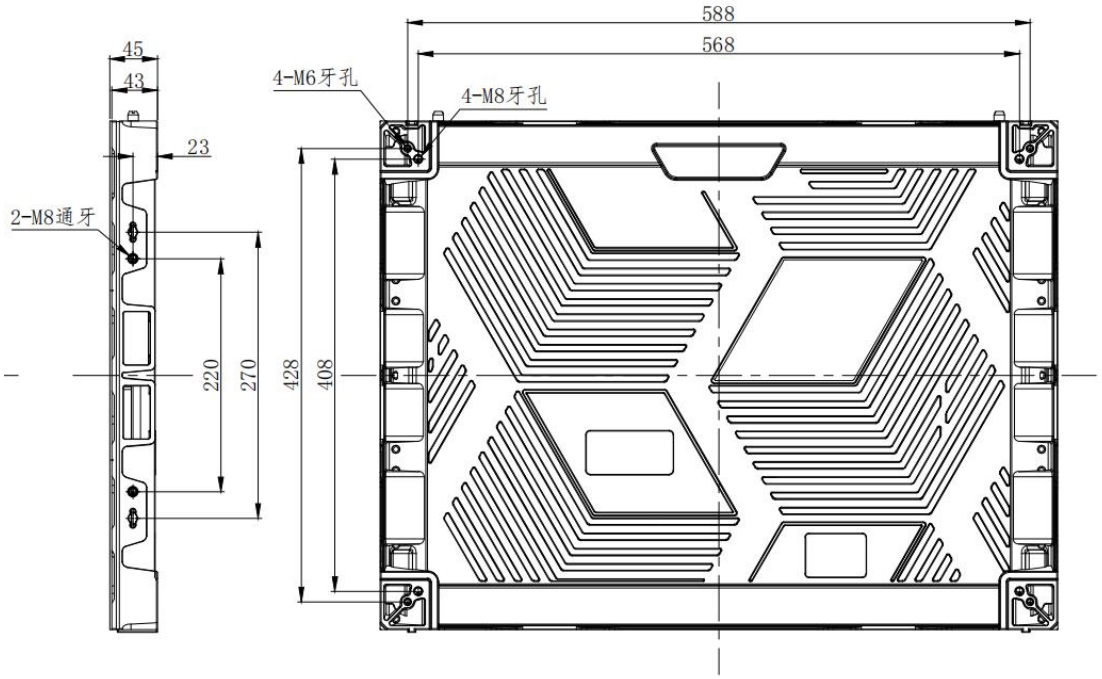

abinet Picture



Front view



Back view



Front Side View



Back Side View



Hardwired Wiring Diagram



Hardwired Wiring Diagram (with Module)

echnical Parameter

Item	Type	R1.25-PRO	R1.53-PRO	R1.86-PRO	R2-PRO	R2.5-PRO
Module Parameter	**Pixel Pitch (mm)**	1.25	1.53	1.86	2	2.5
	Pixel Structure	SMD 1R1G1B；GOB Selectable				
	Pixel Density(dot/㎡)	640000	422500	288888	250000	160000
	Module Size(W*H)(mm)	320*160	320*160	320*160	320*160	320*160
	Backshell Material	No Backshell				
	Module Resolution(W*H)(dot)	256*128	208*104	172*86	160*80	128*64
	Maximum Current(A）	6	6	6	6	6
	Supply Voltage(V)	4.2	4.2	4.2	4.2	4.2
	Scanning Method	1/64	1/52	1/43	1/40	1/32
	Refresh Frequency(Hz)	≥3840				
	Illumination(cd/㎡)	600-700	600-700	600-700	600-700	600-700
	Driver IC	Constant Current Drive				
	Contrast Ratio	8000:1				
Cabinet Parameter	**Cabinet Size(W*H*D)(mm)**	640*480*46				
	Cabinet Material	Die Casting Aluminum				
	Cabinet Weight(kg)	7.7				
	Enclosure Connection Method	Quick Lock				
	Installation/Maintenance Methods	Front or Back Installation/Front Maintenance				
	Color Temperature	3200-9300K adjustable，≥98%				
	Chromatic Uniformity	± 0.003Cx, Cy				
	Horizontal/Vertical View	≥140°/≥120°				
	Single-point Color Correction	Available				
	Single Point Brightness Correction	Available				
	Standard Receiver Card	A7S-PLUS	A5S-PLUS			
	Frame Rate(Hz)	50/60				
	Protection Level	IP30				
	Signal Interface Mode	RJ45				
	Power Interface Method	Three Pole Flat Connector				
	Input Voltage Range AC(V)	100-240				
	Peak Power Consumption(W/㎡)	≤560				
	Average Power Consumption(W/㎡)	≤280				
	Working Temperature and Humidity Range	-20℃～+50℃,10%RH～95%RH				
	Storage Temperature and Humidity Range	-40℃～+70℃,10%RH～95%RH				
	Service Life(H)	≥100000				
	Mean Time Between Failure(H)	≥10000				

ptical Feature

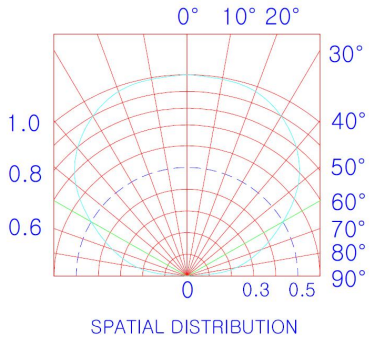

Luminous Diagram

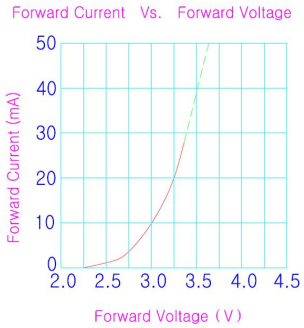

Voltage-current Curve of Lamp

8. Connecting Diagram

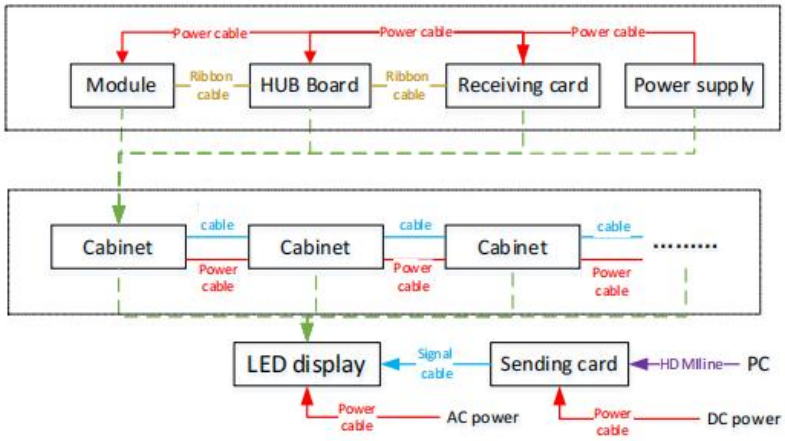

9. Packing and After-sale Service

9.1 Packing

Plywood case/Honeycomb carton/Flight case option



9.2 After-sale Service

If need any help during using display, please for free to contact your salesman.