Product Specification

Datasheet



AV-INDOOR M-PRO SERIES

Product Version：V1.0

Date：20241113

Declaration

Welcome to choose the products of Shenzhen Asia Vision Technology Co., Ltd. To better and more quickly understand the products, please read this specification carefully before using our company's products. If this document helps and facilitates your understanding and use of the products, we are very pleased. When compiling this document, we strive for accuracy and reliability. Content may be modified or changed at any time without prior notice. If you encounter any problems during use or have any suggestions, please contact us according to the contact information provided in the document. We will do our best to provide support for the problems you encounter during use.

Content

1. Product Description 3

2. 150mm*168.75mm Module Specification 3

3. 600mm*337.5mm Cabinet Specification 4

4. Module Dimension Structure 4

5. Module Picture 4

6. Cabinet Dimension Structure 5

7. Cabinet Picture 5

8. Technical Parameter 6

9. Connecting Diagram 7

10. Packing and After-sale Service 7

oduct Description

upgrades a new ultra-thin M-Pro series

Standard cabinet size:600mm*337.5mm with SMD process,thickness within 25mm,product configuration two-in-one (power and HUB integration) and power +HUB two ways. The module adopts 150*337.5mm, and the 4*1 arrangement makes the horizontal stitching of the whole screen less.

1.1 Application Scope

This technical specification is only applicable to indoor M-PRO series product. Module size:150*337.5mm and its supporting die cast aluminum cabinet:600mm*337.5mm.

1.2 Product Features

- Standard cabinet size:600mm*337.5mm,thickness only 25mm,12mm thinner than the traditional cabinet
- Compatible pitch(mm): M-PRO1.25/M-PRO1.5625/M-PRO1.87
- 16:9 aspect ratio, perfect match HD/4K/8K resolution
- Ultra-wide viewing Angle, H/V up to 160°/140°
- Integrate power supply and HUB, interior is more simple and beautiful
- Support double backup of power supply and control system.
- High refresh rate ≥3840Hz, low gray scale ≥14bit
- 100% front service,support wall mounting, stacking and hanging installation solutions.
- Optional GOB process, waterproof, dustproof, anti-oxidation, anti-static, anti-impact

2. 150mm*168.75mm Module Specification

Item	Specification	Module Picture
Series	M-PRO SMD Series Module	
Material	No Plastic housing	
Pixel Pitch	1.25mm, 1.5625mm , 1.875mm	
Resolution	120*270, 96*216, 80*180(W*H)dot	
Module Size	150*337.5(W*H)mm	
Module Weight	340g±10g	

3. 600mm*337.5mm Cabinet Specification

Item	Specification	Cabinet Picture
Series	M-PRO SMD Series Cabinet	
Material	Die-casting aluminum	
Pixel Pitch	1.25mm, 1.5625mm, 1.875mm	
Resolution	480*270,384*216,320*180(W*H)dot	
Cabinet Size	600*337.5*27.3(W*H*D)mm	
Cabinet Weight	3.78kg	

4. Module Dimension Structure

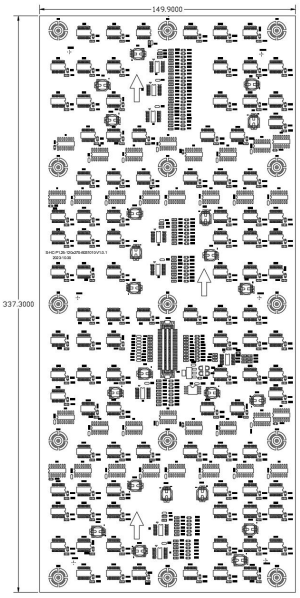

150mm*337.5mm

5. Module Picture



Front View



Back View

abinet Dimension Structure

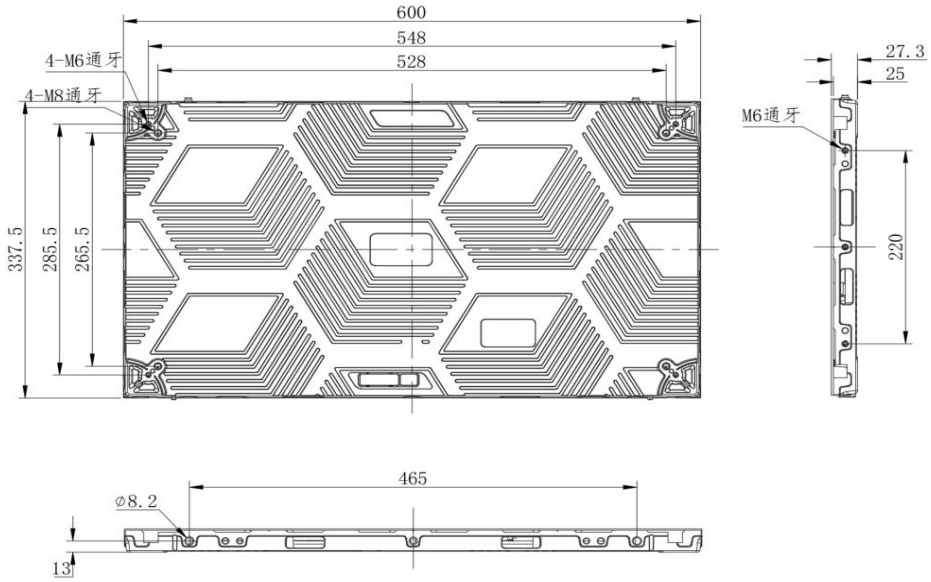

7. Cabinet Picture



Front View



Back View



Front side View



Back side View

echnical Parameter

Item	Specification	M-PRO 1.25 (common cathode)	M-PRO1.56 (common anode)	M-PRO1.87 (common anode)
Module Parameter	**Pixel Pitch (mm)**	1.25	1.56	1.87
	Pixel Structure	1R1G1B SMD /GOB options		
	Pixel Density(dot//m²)	640,000	409,600	284,444
	Module Size(W*H)(mm)	150*337.5	150*337.5	150*337.5
	Backshell Material	No Backshell	No Backshell	No Backshell
	Module Resolution(W*H)(dot)	120*270	96*216	80*180
	Maximum Current(A)	3+3	6	6
	Supply Voltage(V)	DC3.4+4.2	DC4.2	DC4.2
	Scanning Method	1/60	1/48	1/45
	Refresh Frequency(Hz)	3840		
	Illumination(cd//m²)	500-600		
	Driver IC	Constant Current Driving		
	Contrast Ratio	≥8000：1		
Cabinet Parameter	**Cabinet Size(W*H*D)(mm)**	600*337.5*27.3	600*337.5*27.3	600*337.5*27.3
	Cabinet Material	Die-casting aluminum		
	Cabinet Weight(kg)	3.78kg		
	Enclosure Connection Method	Screw Fixing		
	Installation/Maintenance Methods	Front or back Installation/Front Maintenance		
	Color Temperature /Luminance Uniformity	3000-9300K Adjustable; ≥98%		
	Chromatic Uniformity	±0.003Cx, Cy		
	Horizontal/Vertical View	140°(±10°)/100°(±10°)		
	Single-point Color Correction	Option		
	Single Point Brightness Correction	Option		
	Standard Receiver Card	A5SPLUS		
	Frame Rate(Hz)	50/60		
	Protection Level	IP30		
	Signal Interface Mode	RJ45		
	Power Interface Method	Three Pole Flat Connector		
	Input Voltage Range AC(V)	100-240		
	Peak Power Consumption(W/m²)	≤560		
	Average Power Consumption(W//m²)	≤280		
	Working Temperature and Humidity Range	-20℃～+50℃,10%～95%RH		
	Storage Temperature and Humidity Range	-40～+70℃,10%～95%RH		
	Service Life(H)	≥100000		
	Mean Time Between Failure(H)	≥10000		

ptical Feature

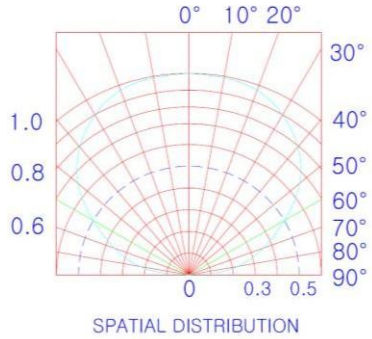

Luminous Diagram

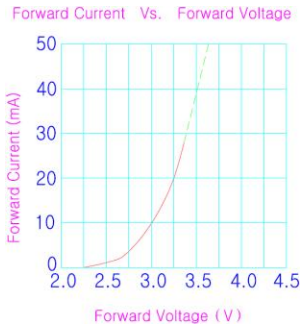

Voltage-current Curve of Lamp

9. Connecting Diagram

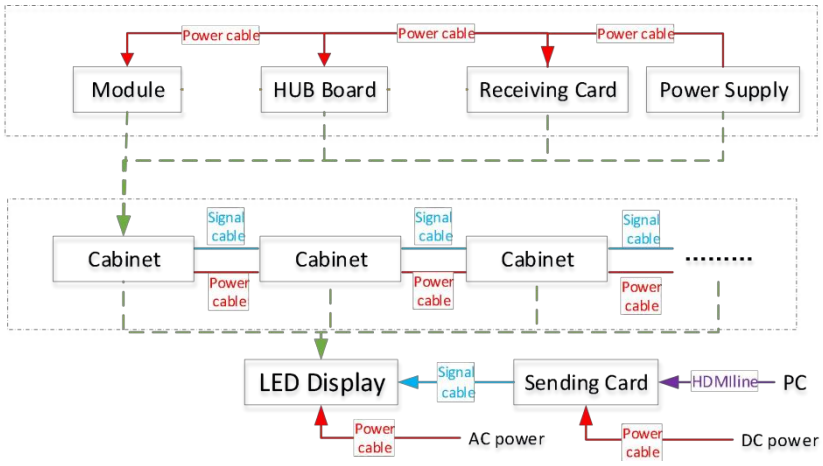

10. Packing and After-sale Service

10.1 Packing

Plywood case/Honeycomb carton/Flight case option



10.2 After-sale Service

If need any help during using display, please for free to contact your salesman.