Product Specification

Datasheet



AV-EP1.95 Series Indoor Rental

Product Version：V1. 0

Date：20250529

Declaration

Welcome to choose the products of Shenzhen Asia Vision Technology Co., Ltd. To better and more quickly understand the products, please read this specification carefully before using our company's products. If this document helps and facilitates your understanding and use of the products, we are very pleased. When compiling this document, we strive for accuracy and reliability. Content may be modified or changed at any time without prior notice. If you encounter any problems during use or have any suggestions, please contact us according to the contact information provided in the document. We will do our best to provide support for the problems you encounter during use.

Content

1. Product Description 3
2. 250mm*250mm Module Specification 3
3. 500mm*500mm Flat Screen Cabinet Specification 3
4. 500mm*500mm Right-Angle Cabinet Specification 4
5.250mm*500mm Arc Cabinet Specification 4
6. Module Dimension Structure 4
7. Module Picture 5
8. Flat Screen Cabinet Dimension Structure 5
9. Flat Screen Cabinet Picture 6
12.Right-Angle Cabinet Picture 7
13. Arc Cabinet Picture 7
14. Flat / Right-Angle Screen Technical Parameter 8
16. Arc Screen Technical Parameter 9
17. Optical Feature 10
18. Connecting Diagram 10
19. Packing and After-sale Service 10

This product is part of EP Series for indoor rental. It features a standard cabinet size of 500mm × 500mm and comes equipped with Chipone driver ICs, supporting up to 7680Hz refresh rate. Optional 45° beveled cabinets allow for seamless right-angle splicing. The cabinet structure is stable and deformation-resistant, with an anodized surface for enhanced durability against impact and friction—ideal for frequent rental installations and dismantling

1.1 Application Scope

This technical specification is only applicable to EP series 250mm*250mm modules and corresponding die-cast aluminum cabinets.

1.2 Product Features

- Optional pitch: EP1.95mm, Module size: 250mm*250mm ;
- Cabinet size: Flat Screen: 500mm*500mm, Right-Angle Screen: 500mm*500mm, Arc Screen: 250mm*500mm;
- Detachable power box, designed with a hard-connection plug-in system for easy replacement;
- The cabinet features foldable corner guards for effective edge LED and module protection;
- The adjustable arc lock for flat cabinets allows angle adjustments from -10° to +15° ;
- Four curved cabinets can form a complete cylinder, and a single curved cabinet supports right-angle splicing;

2. 250mm*250mm Module Specification

Item	Specification	Module Picture
Series	EP Series Module	
Material	plastic	
Pixel Pitch	1.95mm	
Resolution	128*128(W*H)dot	
Module Size	250*250（W*H）mm	
Module Weight	0.63kg	

3. 500mm*500mm Flat Screen Cabinet Specification

Item	Specification	Cabinet Picture
Series	EP Series Cabinet	
Material	Die-casting aluminum	
Pixel Pitch	1.95mm	
Resolution	256*256(W*H)dot	
Cabinet Size	500*500*86（W*H*D）mm	
Cabinet Weight	7.57kg	

0mm*500mm Right-Angle Cabinet Spe

Item	Specification	Cabinet Picture
Series	EP Series Cabinet	
Material	Die-casting aluminum	
Pixel Pitch	1.95mm,2.60mm	
Resolution	256*256,192*192(W*H)dot	
Cabinet Size	500*500*86（W*H*D）mm	
Cabinet Weight	6.67kg	

5.250mm*500mm Arc Cabinet Specification

Item	Specification	Cabinet Picture
Series	EP Series Cabinet	
Material	Die-casting aluminum	
Pixel Pitch	1.95mm,2.60mm	
Resolution	128*256,96*192(W*H)dot	
Cabinet Size	250*500（W*H*D）mm	
Cabinet Weight	3.5kg	

6. Module Dimension Structure

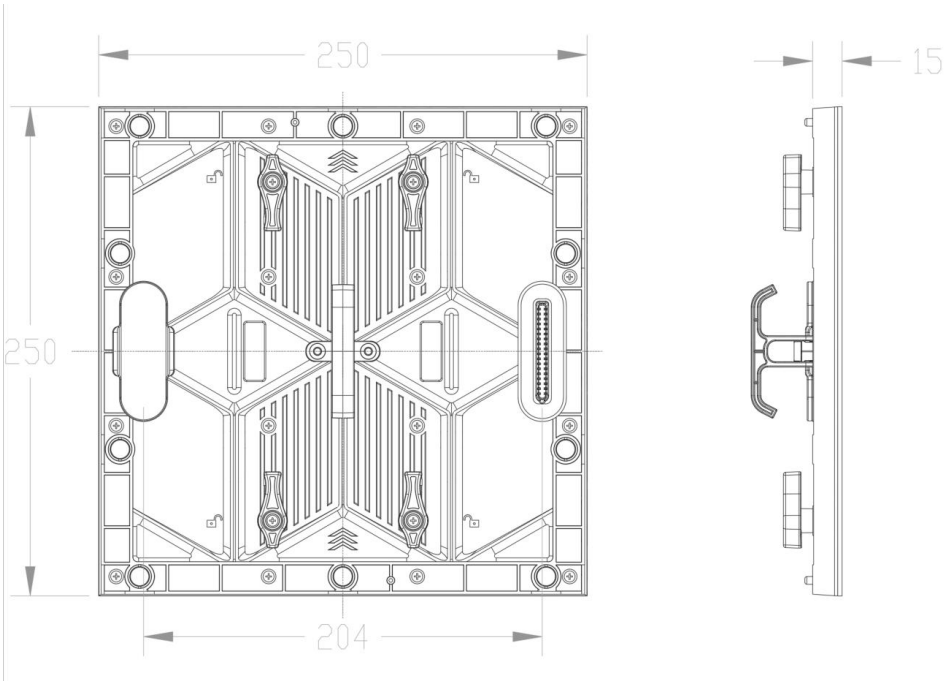

odule Picture



Front view



Back View

8. Flat Screen Cabinet Dimension Structure

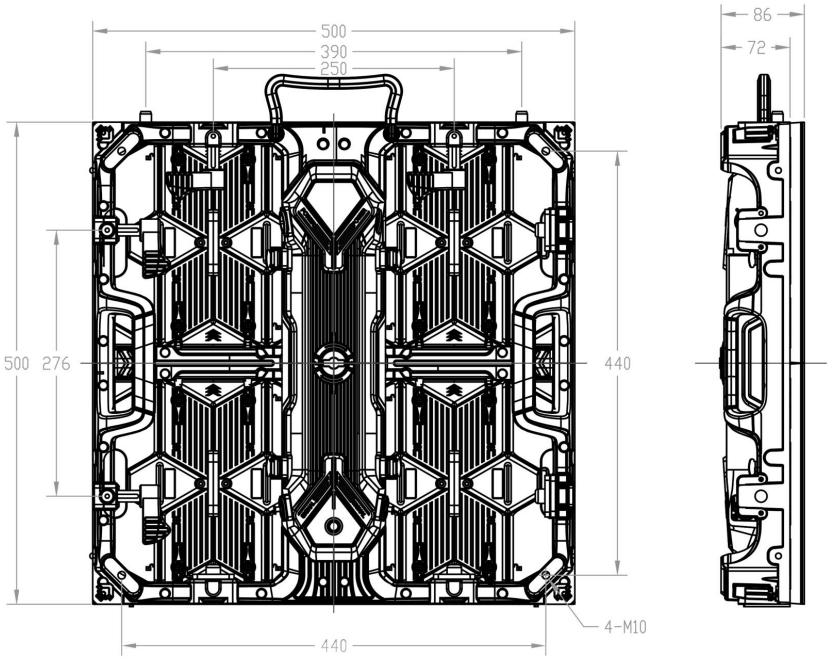

at Screen Cabinet Picture



Front view



Back View



Front side view



Back side view

ight-Angle Cabinet Picture



Back view



Back side view

13. Arc Cabinet Picture

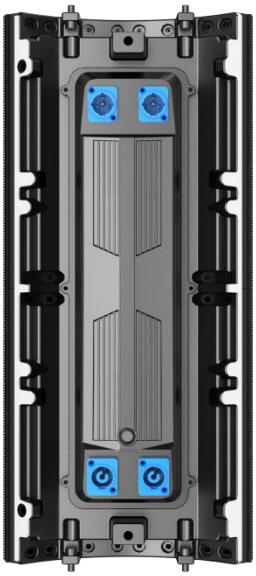

Back view



Back side view

lat / Right-Angle Screen Technical Par

Item	Specification	EP1.95
Module Parameter	**Pixel Pitch (mm)**	1.95
	Pixel Structure	SMD 1R1G1B
	Pixel Density(dot//m²)	262,144
	Module Size(WxH)(mm)	250*250
	Backshell Material	Plastic
	Module Resolution(W*H)(dot)	128*128
	Maximum Current(A)	8.5
	Supply Voltage(V)	5
	Scanning Method	1/32
	Refresh Frequency(Hz)	≥7680
	Illumination(cd//m²)	700
	Driver IC	Constant Current Drive
	Contrast Ratio	≥5000:1
Cabinet Parameter	**Cabinet Size(W*H*D)**	500*500*86
	Cabinet Material	Die Casting Aluminum
	Cabinet Weight(kg)	7.57
	Enclosure Connection Method	Quick Lock
	Installation/Maintenance Methods	Front or back Installation/Maintenance
	Color Temperature /Luminance Uniformity	3200-12000K Adjustable; ≥98%
	Chromatic Uniformity	±0.003Cx, Cy
	Horizontal/Vertical View	≥140°/≥120°
	Single-point Color Correction	Optional
	Single Point Brightness Correction	Optional
	Standard Receiver Card	A5S-PLUS/K5+
	Frame Rate(Hz)	50/60
	Protection Level	IP45
	Signal Interface Mode	Custom Interface
	Power Interface Method	Connector
	Input Voltage Range AC(V)	100-240
	Peak Power Consumption(W/m²)	≤650
	Average Power Consumption(W//m²)	≤200
	Working Temperature and Humidity Range	-20℃～+50℃,10%～95%RH
	Storage Temperature and Humidity Range	-40～+70℃,10%～95%RH
	Service Life(H)	≥100000
	Mean Time Between Failure(H)	≥10000

rc Screen Technical Parameter

Item	Specification	EA1.95
Module Parameter	**Pixel Pitch (mm)**	1.95
	Pixel Structure	SMD 1R1G1B
	Pixel Density(dot//m²)	262,144
	Module Size(WxH)(mm)	250*250
	Backshell Material	Plastic
	Module Resolution(W*H)(dot)	128*128
	Maximum Current(A)	8.5
	Supply Voltage(V)	5
	Scanning Method	1/32
	Refresh Frequency(Hz)	≥7680
	Illumination(cd//m²)	600
	Driver IC	Constant Current Drive
	Contrast Ratio	≥5000:1
Cabinet Parameter	**Cabinet Size(W*H*D)**	250*500
	Cabinet Material	Die Casting Aluminum
	Cabinet Weight(kg)	7.2
	Enclosure Connection Method	Screw+Connector
	Cabinet Radian	45°
	Installation/Maintenance Methods	Front and back Maintenance
	Color Temperature /Luminance Uniformity	3200-12000KAdjustable；≥98%
	Chromatic Uniformity	±0.003Cx, Cy
	Horizontal/Vertical View	≥140°/≥120°
	Single-point Color Correction	Optional
	Single Point Brightness Correction	Optional
	Standard Receiver Card	A5S-PLUS
	Frame Rate(Hz)	50/60
	Protection Level	IP45
	Signal Interface Mode	Custom Interface
	Power Interface Method	Connector
	Input Voltage Range AC(V)	100-240
	Peak Power Consumption(W/m²)	≤650
	Average Power Consumption(W//m²)	≤200
	Working Temperature and Humidity Range	-20℃～+50℃,10%～95%RH
	Storage Temperature and Humidity Range	-40～+70℃,10%～95%RH
	Service Life(H)	≥100000
	Mean Time Between Failure(H)	≥10000

ptical Feature

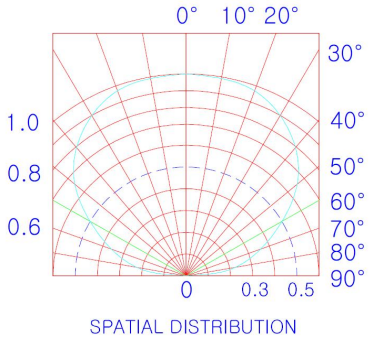

Luminescence diagram

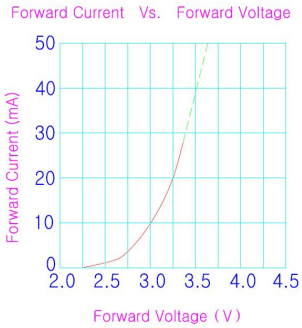

Lamp bead voltage and current curve

18. Connecting Diagram

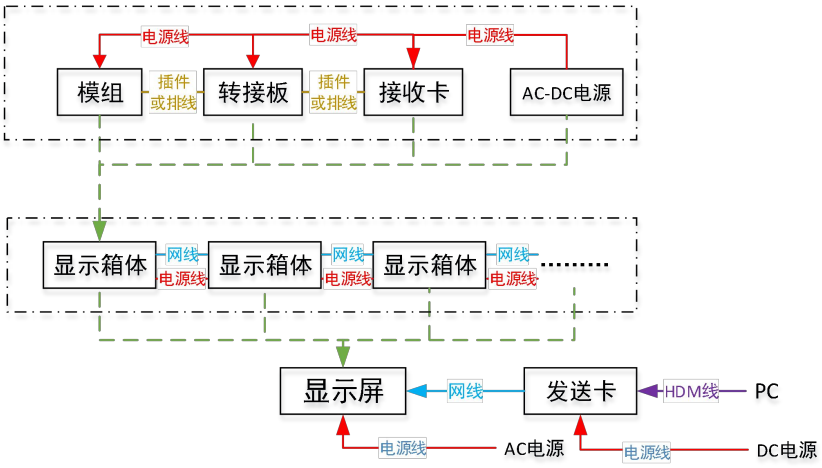

19. Packing and After-sale Service

19.1 Packing

Plywood case/Honeycomb carton/Flight case option



19.2 After-sale Service

If need any help during using display, pleas contact your salesman.