Product Specification

Datasheet



AV-CV-PRO (Micro MIP0.9) SERIES

Product Version：V1.0

Date：20251025

Declaration

Welcome to choose the products of Shenzhen Asia Vision Technology Co., Ltd. To better and more quickly understand the products, please read this specification carefully before using our company's products. If this document helps and facilitates your understanding and use of the products, we are very pleased. When compiling this document, we strive for accuracy and reliability. Content may be modified or changed at any time without prior notice. If you encounter any problems during use or have any suggestions, please contact us according to the contact information provided in the document. We will do our best to provide support for the problems you encounter during use.

Content

1. Product Description 3

2. Module Specification 4

3. Cabinet Specification 4

4. Module Dimension Structure 4

5. Module Picture 5

6. Cabinet Dimension Structure 5

7. Cabinet Picture 6

8. Technical Parameter 7

9. Connecting Diagram 9

10. Packing and After-sale Service 9

oduct Description

upgrades a new ultra-thin CV-PRO series ， Utilizing standard Micro MIP manufacturing processes, the enclosure features standard dimensions of 600mm* 337.5mm with a thickness of 27mm per unit. The product offers two configuration options:receiver card and hub (2-in-1) or receiver card plus hub. The light panel measures 150mm*337.5mm, arranged in a 4*1 grid to minimize horizontal seam lines across the entire display, enabling seamless splicing.

1.1 Application Scope

This technical specification is only applicable to indoor Micro MIP CV-PRO series product.Module size:150mm*337.5mm and its supporting die cast aluminum cabinet:600mm*337.5mm.

1.2 Product Features

- Ultra-thin and lightweight, with a thickness of just 27mm and a single cabinet weight of only 3.7kg, making the cabinet lighter and slimmer;
- Features a MIP common cathode solution for higher integration and reliability, delivering low power consumption and high performance;
- 0.9375mm pixel pitch, utilizing MIP technology, with a 240×240μm chip. The screen features a higher black ratio, enhancing display contrast consistency, delivering superior color reproduction, and achieving better visual performance for ultra-clear display;
- MIP protective coating with 4H surface hardness and 5B adhesion in cross-hatch adhesion test delivers high strength, abrasion resistance, and outstanding durability/reliability;
- 16:9 aspect ratio with pixel pitch perfectly aligned to industry HD/4K/8K standard resolutions;
- Waterproof, moisture-resistant, anti-static, and ultra-wide viewing angle exceeding 170°;
- Box-to-box wireless hard connection, quick installation, receiver card & HUB solution, low power consumption, high performance;
- Optional configurations: single card with dual power supplies, single power supply with dual outputs, or dual cards with dual backup;
- ICND1069AP/C8369 Constant Current Drive Dual calibration technology eliminates LED screen color blocks and mosaic effects, ensuring consistent display quality. High refresh rate with low gray levels, supporting up to 3840/7680Hz refresh rate and 14-bit gray scale (image engine + 6-bit);

Fully front-accessible installation and maintenance eliminates the need for rear service access, effectively saving space. Supports wall-mounting, pedestal mounting, and ceiling suspension.

2. 150mm*337.5mm Module Specification

Item	Specification	Module Picture
Series	CV-PRO MIP Series	
Material	No Plastic housing	
Pixel Pitch	0.9375mm	
Resolution	160*360(W*H)dot	
Module Size	150*337.5(W*H)mm	
Module Weight	340g±10g	

3. 600mm*337.5mm Cabinet Specification

Item	Specification	Cabinet Picture
Series	CV-PRO MIP Series	
Material	Die-casting aluminum	
Pixel Pitch	0.9375mm	
Resolution	640*360(W*H)dot	
Cabinet Size	600* 337.5*27.3(W*H*D)mm	
Cabinet Weight	3.78Kg	

4. Module Dimension Structure



odule Picture



Front View

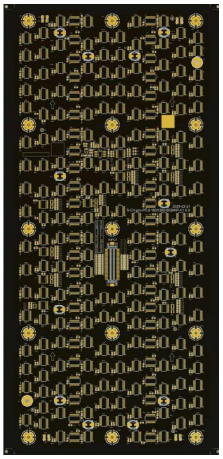

Back View

6. Cabinet Dimension Structure

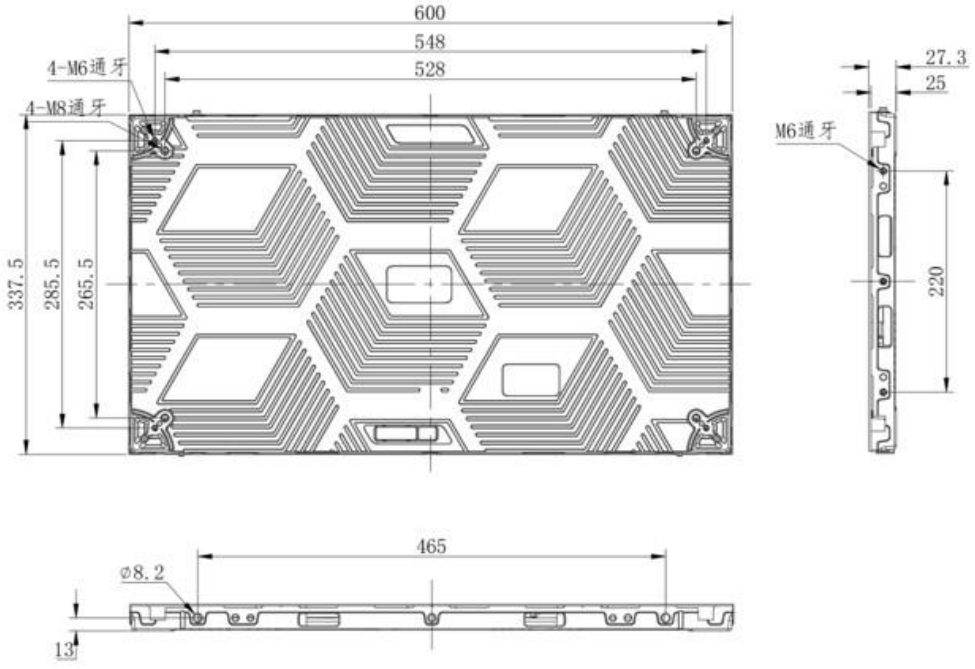

abinet Picture



Front View



Back View



Front side View



Back side View

echnical Parameter

Item	Specification	CV-PRO MIP 0.9375（common cathode）
Module Parameter	**Pixel Pitch (mm)**	0.9375
	Pixel Structure	MIP
	Pixel Density(dot//m²)	1,137,777
	Module Size(W*H)(mm)	150*337.5
	Backshell Material	No Backshell
	Module Resolution(W*H)(dot)	160*360
	Maximum Current(A）	2.5+1.5
	Supply Voltage(V)	4.2/3.2
	Scanning Method	1/60
	Refresh Frequency(Hz)	≥3840
	Illumination(cd//m²)	500-600
	Driver IC	ICND1069AP/C8369
	Contrast Ratio	≥10000:1
Cabinet Parameter	**Cabinet Size(W*H*D)(mm)**	600*337.5*27.3
	Cabinet Material	Die Casting Aluminum
	Cabinet Weight(kg)	3.78
	Enclosure Connection Method	Screw Fixing
	Installation/Maintenance Methods	Front or back Installation/Front Maintenance
	Color Temperature /Luminance Uniformity	3000-9300K Adjustable; ≥98%
	Chromatic Uniformity	±0.003Cx,Cy
	Horizontal/Vertical View	170°（±10°）/140°（±10°）
	Single-point Color Correction	Available
	Single Point Brightness Correction	Available
	Frame Rate(Hz)	50/60
	Protection Level	IP30
	Signal Interface Mode	RJ45
	Power Interface Method	Three Pole Flat Connector
	Input Voltage Range AC(V)	100-240
	Peak Power Consumption(W/m²)	≤400
	Average Power Consumption(W//m²)	≤200
	Working Temperature and Humidity Range	-20℃～+50℃,10%～95%RH
	Storage Temperature and Humidity Range	-40～+70℃,10%～95%RH
	Service Life(H)	≥100000
	Mean Time Between Failure(H)	≥10000

ptical Characteristics

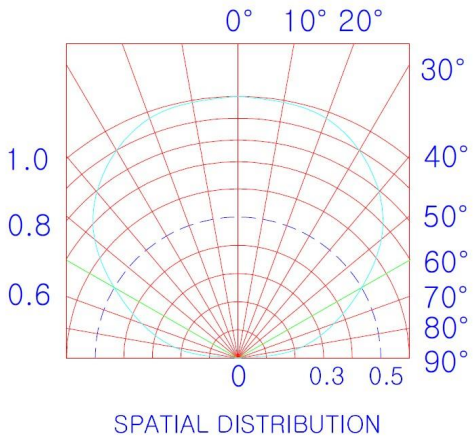

Illumination Schematic

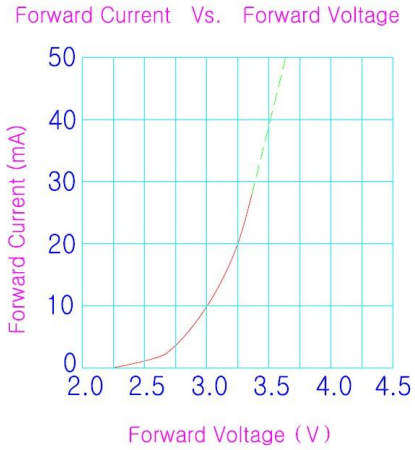

Lamp Bead Voltage Current Curve

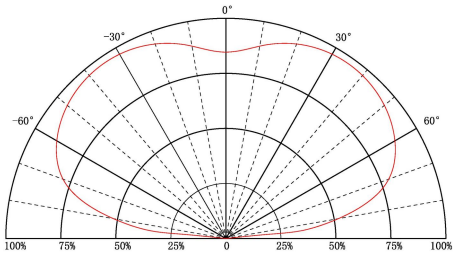

Illumination Angle Schematic

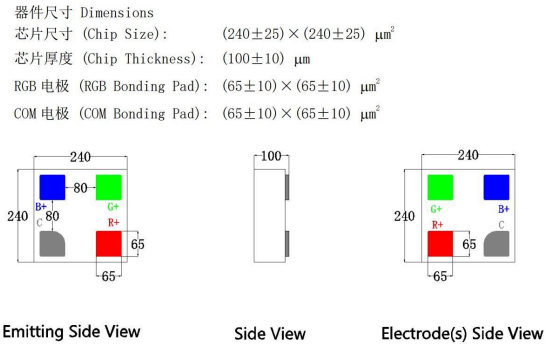

Chip size

8.2 Packaging Schematic

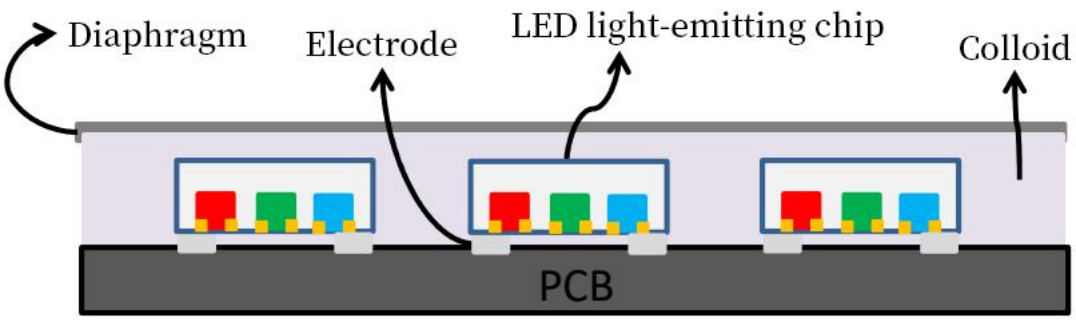

micro/miniMIP

onnecting Diagram

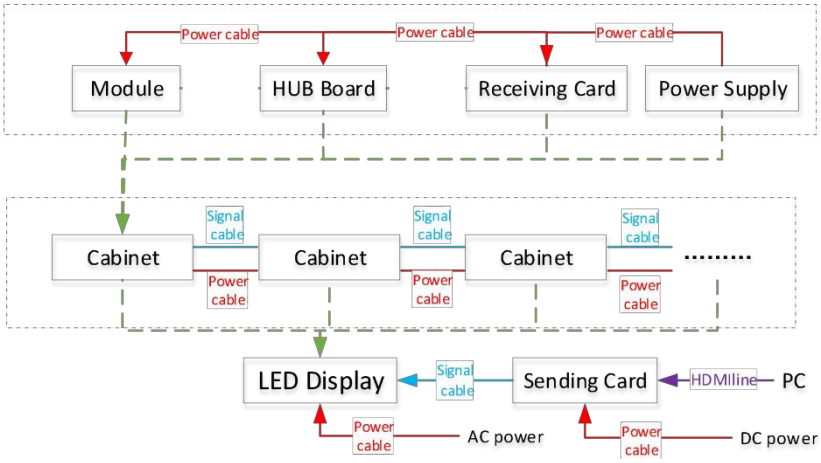

10. Packing and After-sale Service

10.1 Packing

The module is packaged in cardboard boxes, and when shipped in bulk, the module and box are packaged separately. One cardboard box contains 40 modules (corresponding to 10 boxes), and the box is packaged in wooden boxes. One wooden box contains 15 boxes.









10.2 After-sale Service

If need any help during using display, please for free to contact your salesman.